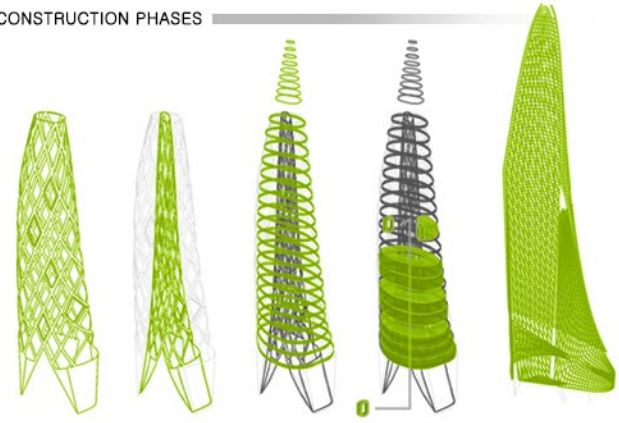





Drawing 5 _ DAY VIEW from the INNER MARINA

CONSTRUCTION PHASES

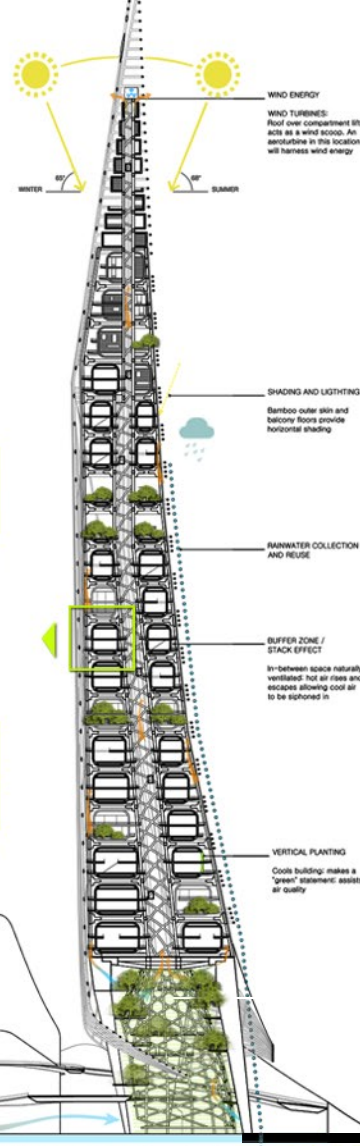


THE CELL

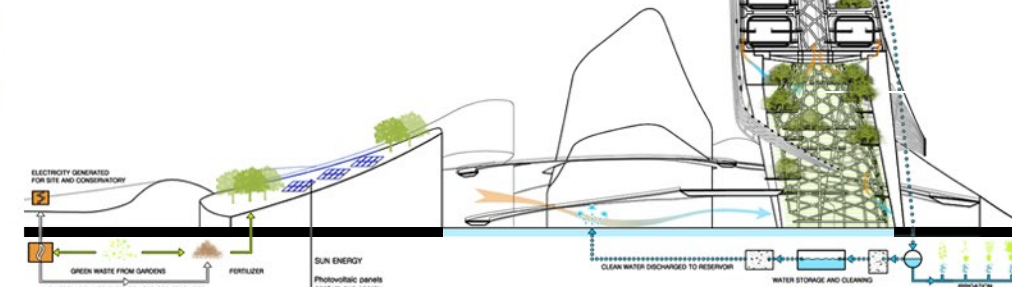
- BAMBOO OUTER SKIN
- OUTER GLASS WALL
- OUTER STEEL STRUCTURE
- BUFFER ZONE
- VERTICAL GARDEN
- INNER GLASS WALL
- BAMBOO STRUCTURAL MODULE
- BAMBOO FINISHING
- BAMBOO FLOORING
- INSTALLATIONS
- ANNULAR STEEL BEAMS
- INNER STEEL STRUCTURE



Drawing 6 _ DETAILS



Drawing 7 _ SECTION



Drawing 8 _ SKYLINE